



## 2016 POVERTY RATES

### WASHINGTON REGION



## Women Disproportionately Affected by Poverty

An analysis of the 2016 American Community Survey by The Women's Foundation finds that women continue to be disproportionately affected by poverty in the Washington Region,<sup>1</sup> and that among women, single women with children and women of color are more likely to live below the poverty threshold—\$20,420 for a family of three in 2016.

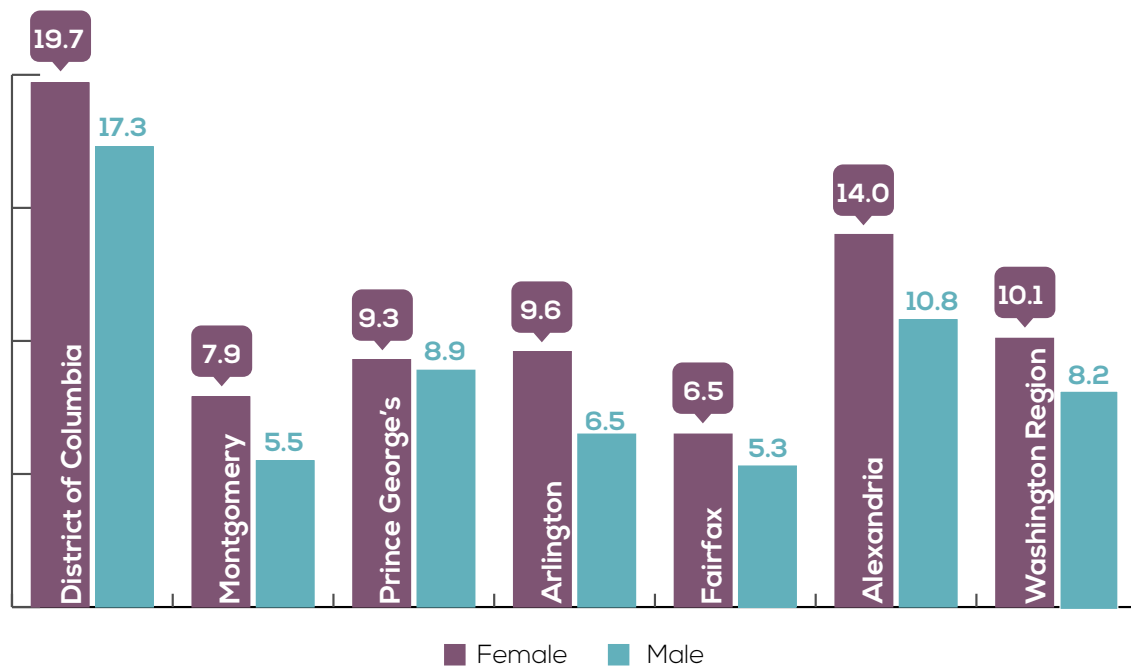


Fig 1. Poverty Rates by Sex and Jurisdiction in the Washington Region, 2016  
The Women's Foundation's analysis of the American Community Survey, 2016

## Women's Poverty

Roughly 375,333 inhabitants of our region struggled with poverty during 2016. More than half (211,956) were women and girls. This figure translates to a poverty rate of 10.1 percent, practically unchanged from the previous year (10.0 percent). The poverty rate for men and boys stands at 8.2 percent.

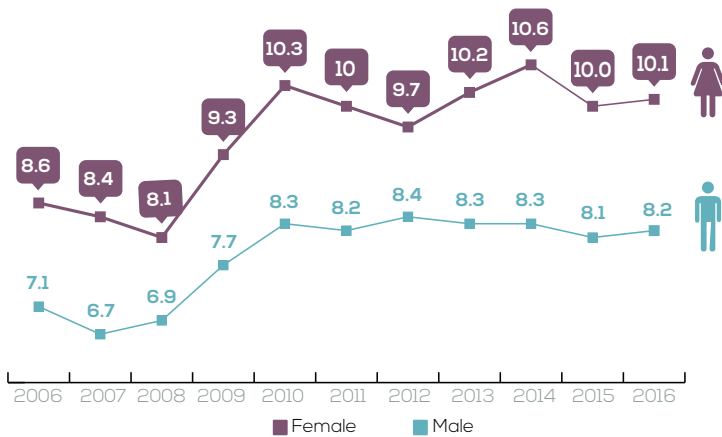


Fig 2. Poverty Rates in the Washington Region, 2006-2016  
The Women's Foundation's analysis of the American Community Survey, 2006-2016

## Women Raising Families on Their Own

An estimated 42,289 families with children under 18 had incomes below the poverty level in 2016. Single parent families—especially female-headed households—are more likely to live in poverty.

Slightly over two out of three poor families in the region (68.7 percent) were headed by single women. Female-headed households with children reached a poverty rate of 26.1 percent while only 2.7 percent of married-couple families in a comparable group lived below the poverty line.

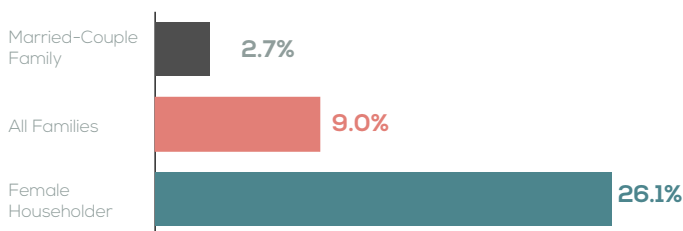


Fig 3. Poverty Rates for Families with Children under 18, 2016  
The Women's Foundation's analysis of the American Community Survey, 2016

## Women's Poverty Across Racial and Ethnic Groups

Women of color experience disproportionate levels of poverty across racial and ethnic groups and have a greater probability of falling below the poverty threshold than men or their White female counterparts.

Black women face particularly high rates of poverty in the Washington region; 27.0 percent of Black women live below the poverty level, considerably higher than the 9.6 percent rate for Latinas and 4.4 percent rate for White, non-Hispanic women.

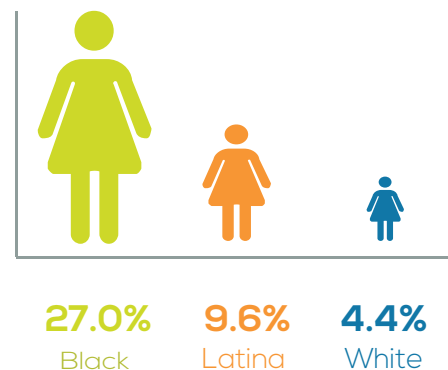


Fig 4. Poverty Rates by Race and Ethnicity, 2016, and 2011-2015  
The Women's Foundation's analysis of the American Community Survey, 2016 and 2011-2015 for Arlington and Alexandria due to sample size.

### DEFINING POVERTY

A family of three was considered to live below the poverty line in 2016 if their total pre-tax annual income was \$20,420 or less. Living with an income of \$40,840 for a family of three—twice the poverty level income—was still insufficient to make ends meet in our region during 2016.

1 Estimates for the Washington region include data from: Washington, DC; Montgomery County, MD; Prince George's County, MD; Arlington County, VA; Alexandria City, VA; and Fairfax County, VA.